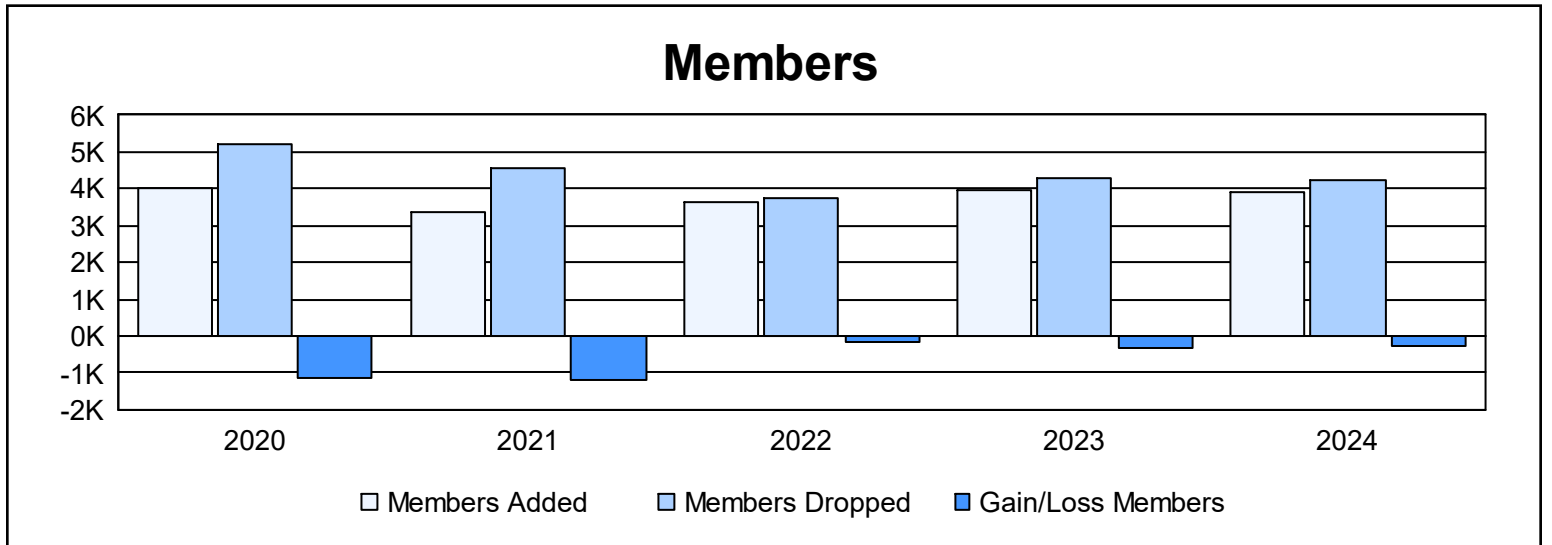
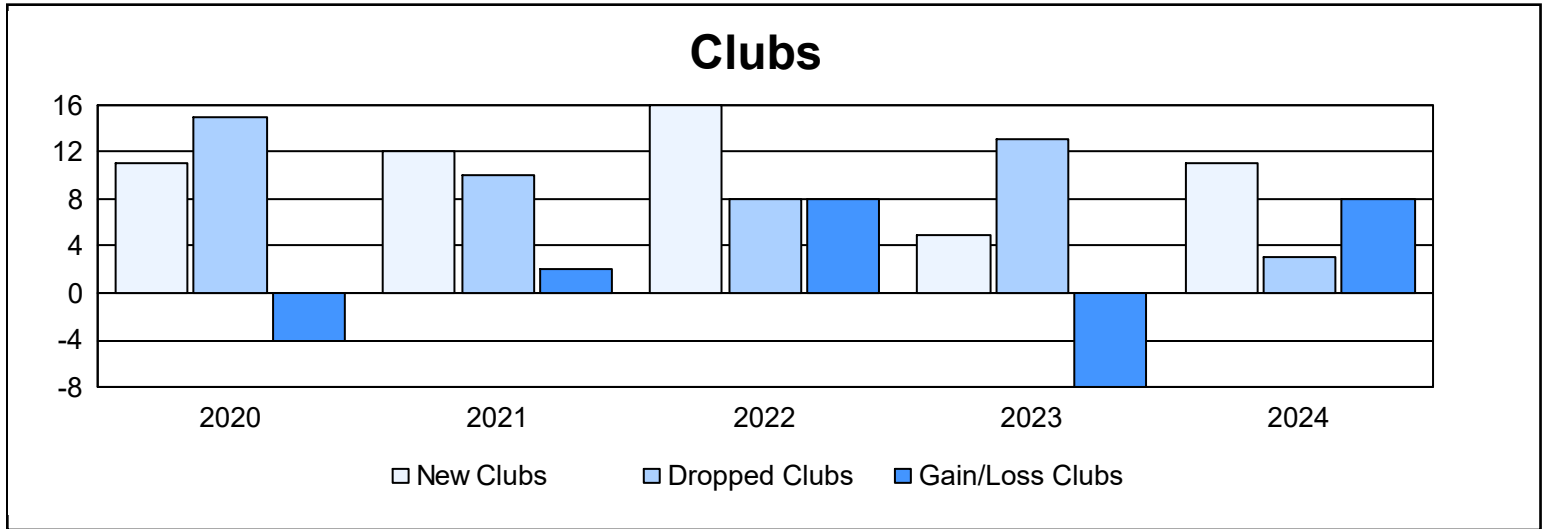
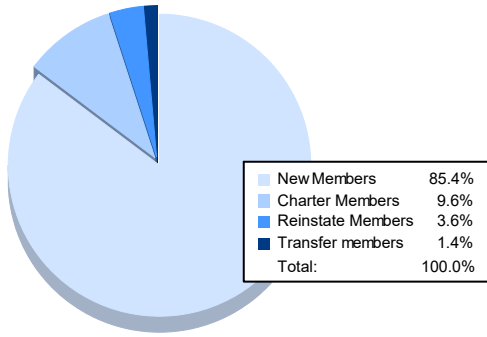


Year	New Clubs	Dropped Clubs	Gain/ Loss Clubs	New Members	Charter Members	Reinstate Members	Transfer Members	Total Member Added	Total Members Dropped	Gain/ Loss Members
2019-2020	11	15	-4	3,460	410	107	61	4,038	5,195	-1,157
2020-2021	12	10	2	2,800	421	129	37	3,387	4,567	-1,180
2021-2022	16	8	8	2,928	533	101	56	3,618	3,770	-152
2022-2023	5	13	-8	3,587	196	133	68	3,984	4,301	-317
2023-2024	11	3	8	3,348	376	141	56	3,921	4,219	-298
Average	11	10	1	3,225	387	122	56	3,790	4,410	-621



Membership Composition June 2024 Cumulative



Gender Composition June 2024 Cumulative

